

Garrett MS 3500™


Model # 1167200

GARRETT: The Global Leader of Security Metal Detectors and Checkpoint Screening



APPLICATIONS:

Correctional Facilities
Loss Prevention
Transportation Terminals
Private Buildings
Special Events
Schools
Corporate Security
Courthouses
Public Buildings
Arenas
Airports
Nuclear Facilities
Historical Landmarks



Visit us online at
www.garrett.com

Rugged Walk-Through Metal Detector

The MS 3500 is designed to withstand all types of weather conditions and rough handling. It is designed to stand up to the rugged demands of jails, prisons and other facilities requiring maximum security. It also offers uniform coverage, excellent sensitivity, stability and noise rejection for more precise target evaluation.

FEATURES

- **Weatherproof overhead cap assembly** houses all electronics to prevent moisture penetration.
- **Constructed of heavy-duty 3/32" armor** aluminum plates and protective corner edge protectors for maximum protection against physical abuse.
- **Microprocessor technology** incorporated in detection and control circuitry offers greater sensitivity to weapons screening.
- **Automatic self-diagnostic function** reports failures on the LCD.
- **Heavy durability** with quick assembly design.
- **User-friendly programming** for precise control of the detector's settings.
- **Multiple coil design** provides detector with three levels of ankle boost sensitivity.
- **20 standard programs** for a variety of security applications.
- **Moveable display keypad** can be located inside the locked and weatherproof overhead cap assembly.

Reinforced Panels for Rough Conditions

Heavy-duty armored aluminum plates provide durability for rough environments such as prisons and outdoor checkpoints.



TRAINING

Garrett Metal Detectors is the only manufacturer to offer an advanced training course in metal detection checkpoint screening. Now, you can learn from the industry's leading team of metal detection experts. Call today to enroll in The Garrett Academy.

GARRETT™
Academy of Metal Detection

MS 3500™

Walk-Through Metal Detector

GARRETT: The Global Leader of Security Metal Detectors and Checkpoint Screening

Garrett Metal Detectors is the global leader of security walk-through and hand-held metal detection products and training. From the Olympic Games to U.S. and international airports, Garrett has the proven experience, expertise and reliable products you need to design the most effective security screening checkpoint for your unique application. Whether it's one walk-through unit or a hundred, let Garrett Metal Detectors work with you to make your facility or event more secure.

Easy Assembly

The MS 3500 comes with a one-piece Detection Head and two side panels that can be assembled in minutes.

Multi-Dimensional Scanning


The MS 3500 uses microprocessor technology in the detection and control circuitry, which offers enhanced sensitivity in weapons screening. The unit also offers uniform coverage, from head to toe, for precise target evaluation. The MS 3500 also features excellent sensitivity, stability and noise rejection for continuous, reliable screening.

Convenient Touchpad Controls


Eight (8) touchpad controls perform all control functions on the MS 3500 and clearly report all calibration and operating information with alphanumeric displays. Touchpads include: STANDBY, OPERATE, SEQ LOG, VOLUME, +/-, PROGRAM and ACCESS.

Instruction Manual

The MS 3500 comes with a User's Manual that easily guides you through the functions, settings and programs of the unit.



Entrance View



LEFT: All wires, electronics and connections to the MS 3500 are securely enclosed within the locking weatherproof Detection Head.



The Access Control Panel is designed for use by authorized personnel with specific security codes. It allows authorized users to change settings such as Program and Sensitivity. Security of the detector's settings is maintained with a non-resettable sequence code, which indicates every attempt at access to the settings. A tamper alarm sounds within 10 seconds after the Access Touchpad is pressed, unless a proper access code is entered. The Access Control Panel may be mounted on the entrance, exit or either side of the detection unit or may be locked inside the cabinet to prevent damage or tampering.

The MS 3500 includes 20 standard programs, which are maintained in an electrically erasable non-volatile memory for the ultimate in security application versatility. The unit maintains all settings even when disconnected from power and does not require recalibration when the unit is turned OFF and back ON. No battery is required for memory retention. When the unit is in operation, a self-test of all systems is performed continuously with any failures or problems reported on the LCD.



Exit View with Control Panel



Exit View with Control Panel enclosed within the Detection Head for tamper-proof protection

LCD Indicator

Large, backlit alpha-numeric display reports all regulating, controlling and self-prompting functions of the unit. Backlighting makes it easier to read in all light conditions. The keypad control unit can be placed inside the locked and weatherproof detection head, or on the exterior of the unit.

Microprocessor Controlled

Microprocessor-based technology ensures sensitivity and flexibility of programming with a maximum of 200 distinct sensitivity levels for enhanced target location. Ankle boost technology included.

Audible and Visual Alarms

Ready Light indicates the unit is operational; Alarm light and audible alarm are activated when a target amount of metal is detected; LED bar graph indicates amplitude of the alarm signal.

Rugged Design

Constructed of heavy-duty 3/32" armor aluminum plates with resilient corner caps to protect against maximum physical abuse. All materials used to assemble the unit were selected based on their non-reaction to harsh weather conditions.

Passageway Interior	Overall Exterior	Shipping (Top Box)	Shipping (Side Panel, 2)
Width 30" (0.7 m)	Width 50" (1.3 m)	Width 25" (.64 m)	Width 25" (.64 m)
Height 80" (2 m)	Height 89" (2.3 m)	Height 55" (1.4 m)	Height 92.5" (2.35 m)
Depth 20" (0.5 m)	Depth 20" (0.5 m)	Depth 7.5" (.19 m)	Depth 11" (.28 m)

Weight: 189 lbs. (93.5kg) / Shipping Weight: 242 lbs. (119.7 kg)

MS 3500™

Walk-Through Metal Detector



GARRETT
METAL DETECTORS™

GARRETT: The Global Leader of Security Metal Detectors and Checkpoint Screening

Model # 1167200

SPECIFICATIONS

Operating Temperatures

-4°F (-20°C) to + 158°F (70°C); Humidity to 95% noncondensing.

Power

Fully automatic 100 to 240 VAC, 50 or 60 Hertz, 55 watts; no rewiring, switching or adjustments required. Power supply meets UL, CSA, TUV and VDE standards.

Weatherproofing / Foreign Object Protection Standards

Meets IP 55, IEC Standard. "Degrees of Protection provided by Enclosures," IEC 529.

Interference Suppression

100% sensor coil Faraday shielding; special Garrett built-in circuitry for noise suppression and ignoring x-ray monitor.

Synchronization

Multiple channels permit several MS 3500s and other Garrett detectors to operate simultaneously in close proximity.

Alarms

Ready light indicates unit is operational; alarm light and audible alarm are activated when the target amount of metal is detected; LED bar graph indicates amplitude of alarm signal.

Tamper-Proof

Dual-level access codes required to set or change all sensitivity settings and detection programs; one level for use by supervisors in selecting programs and sensitivity and the other for initial set-up and overall control; non-resettable sequence code logs all changes made whenever sensitivity codes are accessed. An audible alarm reports unauthorized attempts at access.

Vandal Resistant Construction

All wiring protected by lockable cabinet. Access control panel may be positioned for easy viewing or locked in cabinet to prevent tampering.

Construction

Rugged, heavy duty 3/32" armor aluminum plates with resilient corner caps for protection against maximum abuse. Construction design provides the unit with maximum installation stability as well as weathertight operation.

Sequence Log

A non-resettable counter that indicates the number of attempts to access the MS 3500's adjustment menu.

Control Outputs

Solid state switches (low voltage AC or DC) for operating external alarms and control devices.

Masking

Programs designed to eliminate the problem of dissimilar targets canceling each other.

Warranty

Limited 24 months, parts and labor

ACCESSORIES

A. Battery Backup Module - Conveniently allows up to twenty (20) hours of backup use. (Model # 2225700)



B. Desktop Remote Control - For easy remote operation of the MS 3500 from up to 50 feet (standard length). Contact Garrett for optional lengths. (Model # 2225600)



C. Operational Test Piece (OTP) - Designed to FAA 3-gun test requirements. (Model # 1600600)



D. Floor Anchor Kit - Provides excellent stability for the MS 3500 under all operating conditions. (Model # 1604000)



REGULATORY INFORMATION

The MS 3500 meets Electrical Safety and Compatibility Requirements for FCC, ICNIRP and IEEE. Power supply meets UL, CSA, TUV and VDE standards.

The MS 3500 meets U.S. and International regulatory requirements for electromagnetic safety. Extensive research has found no information that would indicate Garrett products have adverse effects on pregnancy, medical devices (such as pacemakers) or magnetic recording media. However, directives by physicians and medical device manufacturers regarding metal detectors should be followed.



1543000 REV. D • Revised: April 2008 • © 2008 Garrett Electronics, Inc.

1881 W. State Street • Garland, Texas 75042 • Tel 972.494.6151 • Fax 972.494.1881 • Email security@garrett.com

www.garrett.com • Safety. Security. Peace of Mind.™